
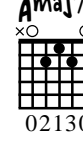
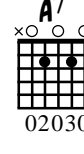
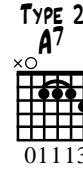
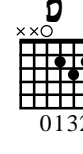
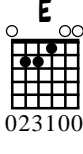


# MAKE CHORD/HOLD CHORD/PLAY STRINGS ONE-AT-A-TIME

 <p>A x02340 1 2 3</p>	 <p>A<sup>ma</sup>j7 x02130</p>	 <p>A7 x02030</p>	 <p>TYPE 2 A7 x01113</p>	 <p>D xx0132</p>	 <p>E 023100</p>
---	--	--	---	--	---

Musical notation for measures 1-3. Measure 1: A chord, notes G4, A4, B4, C5. Measure 2: Amaj7 chord, notes G4, A4, B4, C5. Measure 3: A7 chord, notes G4, A4, B4, C5. Tablature for strings T, A, B: Measure 1: 2 2 0 2 2; Measure 2: 1 2 0 2 1; Measure 3: 0 2 0 2 0.

Musical notation for measures 4-6. Measure 4: Type 2 A7 chord, notes G4, A4, B4, C5. Measure 5: D chord, notes G4, A4, B4, C5. Measure 6: E chord, notes G4, A4, B4, C5. Tablature for strings T, A, B: Measure 4: 2 2 3 2 2; Measure 5: 0 2 3 3 2; Measure 6: 1 0 0 0 1.

Musical notation for measures 7-9. Measure 7: A chord, notes G4, A4, B4, C5. Measure 8: E chord, notes G4, A4, B4, C5. Measure 9: A chord, notes G4, A4, B4, C5. Tablature for strings T, A, B: Measure 7: 2 2 0 2 2; Measure 8: 1 0 0 0 1; Measure 9: 2 2 0 2 0.